

GRAMMAR SCHOOL ENTRANCE TESTS

FAMILIARISATION GUIDE

This guide tells you about the different types of questions you will be asked when you take the test for real. It will also help you to understand how to use an answer sheet correctly.

You may print copies of this book, for your own use, to practise answering questions and marking your answers on the answer sheet.

PICTURES

What equipment are you allowed to use in the test?

You will be allowed to use these things in the test:

- an HB pencil
- a rubber
- a pencil sharpener

You will **NOT** be able to use any of the following things in the test:

- a ruler
- a calculator
- scrap paper
- a protractor
- a mobile phone
- a camera
- a watch
- any electronic devices
- recording equipment or study notes

Please note: practice materials available in book shops or for sale on the Internet are not genuine CEM resources. This guide is the only official CEM resource available for this assessment.

The test booklets

In the real test, you will be asked to work through **two** question booklets.

You must read the questions in these booklets and then mark your answers on a separate answer sheet. Examples of these booklets and answer sheets are included towards the end of this guide.

A question booklet will look like this.

Booklet serial number: **1**

CEM
Centre for Evaluation & Monitoring

Selective School Assessment for 2023 Entry


Booklet One

Write your full name here:

You will be asked to write your name on the front cover of the question booklet.

The name box on the question booklet will look like this. Practise writing your name in this box now.

WARNING: THIS PAPER AND ITS CONTENTS ARE COPYRIGHT PROTECTED. ANY UNAUTHORISED REPRODUCTION, MODIFICATION, TRANSMISSION OR PUBLICATION OF THIS PAPER OR ANY CONTENT CONTAINED HEREIN IS ILLEGAL. THE COPYRIGHT HOLDER RESERVES THE RIGHT TO TAKE FORMAL LEGAL ACTION AGAINST ANYONE FOUND TO HAVE COPIED, REPRODUCED OR PUBLISHED (INCLUDING VIA ANY THIRD PARTY WEBSITE BY ANY MEANS), OR IN WHOLE OR IN PART, IN ANY FORM OR BY ANY MEANS. ALL RIGHTS ARE RESERVED. FAILURE TO COMPLY WITH THIS WARNING WILL ESTABLISH PERSONAL LIABILITY AGAINST THE OFFENDER AND THE COPYRIGHT HOLDER RESERVES THE RIGHT TO TAKE FORMAL LEGAL ACTION AGAINST ANY INDIVIDUAL FOUND TO BE IN BREACH OF THIS WARNING. SUCH ACTION MAY GIVE RISE TO CIVIL PENALTY OR CRIMINAL PROSECUTION.


DO NOT OPEN THIS BOOKLET UNTIL YOU ARE TOLD TO DO SO 

Copyright © 2022 CEM. All Rights Reserved.

The answer sheets

The answer sheet will have your name and some information about you already printed on it. Check that the information shown is correct.

Selective School Assessment for 2023 Entry

	Exam No:	DfE Number:
	Name:	Gender:
	Date of Birth:	Date of Test:
	Current School:	
	Venue:	
Session:		
Please write your name here:		Instructions 1. Check that you are marking the answer for the correct question number. 2. Mark ONE answer only for each question on this answer sheet. 3. Use an HB pencil and rub out any errors thoroughly.
Do not write outside the box.		
Remember, you must mark the answers the RIGHT way like this: <input checked="" type="radio"/> For example, <input type="radio"/> <input type="radio"/> <input type="radio"/>		
Comprehension Examples page 2 i <input checked="" type="radio"/> <input type="radio"/> <input type="radio"/> <input type="radio"/> ii <input type="radio"/> <input type="radio"/> <input type="radio"/> <input type="radio"/>	Word Choice Examples page 12 i <input type="radio"/> <input checked="" type="radio"/> <input type="radio"/> <input type="radio"/> <input type="radio"/> ii <input type="radio"/> <input type="radio"/> <input type="radio"/> <input type="radio"/> <input type="radio"/>	Pictures 1 Examples page 18 i <input checked="" type="radio"/> <input type="radio"/> <input type="radio"/> <input type="radio"/> <input type="radio"/> <input type="radio"/> ii <input type="radio"/> <input type="radio"/> <input type="radio"/> <input type="radio"/> <input type="radio"/> <input type="radio"/>
Questions page 4 1 <input type="radio"/> <input type="radio"/> <input type="radio"/> <input type="radio"/> 2 <input type="radio"/> <input type="radio"/> <input type="radio"/> <input type="radio"/> 3 <input type="radio"/> <input type="radio"/> <input type="radio"/> <input type="radio"/> 4 <input type="radio"/> <input type="radio"/> <input type="radio"/> <input type="radio"/> 5 <input type="radio"/> <input type="radio"/> <input type="radio"/> <input type="radio"/> 6 <input type="radio"/> <input type="radio"/> <input type="radio"/> <input type="radio"/> 7 <input type="radio"/> <input type="radio"/> <input type="radio"/> <input type="radio"/> 8 <input type="radio"/> <input type="radio"/> <input type="radio"/> <input type="radio"/> 9 <input type="radio"/> <input type="radio"/> <input type="radio"/> <input type="radio"/> 10 <input type="radio"/> <input type="radio"/> <input type="radio"/> <input type="radio"/> 11 <input type="radio"/> <input type="radio"/> <input type="radio"/> <input type="radio"/> 12 <input type="radio"/> <input type="radio"/> <input type="radio"/> <input type="radio"/> 13 <input type="radio"/> <input type="radio"/> <input type="radio"/> <input type="radio"/> 14 <input type="radio"/> <input type="radio"/> <input type="radio"/> <input type="radio"/> 15 <input type="radio"/> <input type="radio"/> <input type="radio"/> <input type="radio"/> 16 <input type="radio"/> <input type="radio"/> <input type="radio"/> <input type="radio"/> 17 <input type="radio"/> <input type="radio"/> <input type="radio"/> <input type="radio"/> 18 <input type="radio"/> <input type="radio"/> <input type="radio"/> <input type="radio"/> 19 <input type="radio"/> <input type="radio"/> <input type="radio"/> <input type="radio"/> 20 <input type="radio"/> <input type="radio"/> <input type="radio"/> <input type="radio"/> 21 <input type="radio"/> <input type="radio"/> <input type="radio"/> <input type="radio"/> 22 <input type="radio"/> <input type="radio"/> <input type="radio"/> <input type="radio"/> 23 <input type="radio"/> <input type="radio"/> <input type="radio"/> <input type="radio"/> 24 <input type="radio"/> <input type="radio"/> <input type="radio"/> <input type="radio"/>	Questions page 13 1 <input type="radio"/> <input type="radio"/> <input type="radio"/> <input type="radio"/> <input type="radio"/> 2 <input type="radio"/> <input type="radio"/> <input type="radio"/> <input type="radio"/> <input type="radio"/> 3 <input type="radio"/> <input type="radio"/> <input type="radio"/> <input type="radio"/> <input type="radio"/> 4 <input type="radio"/> <input type="radio"/> <input type="radio"/> <input type="radio"/> <input type="radio"/> 5 <input type="radio"/> <input type="radio"/> <input type="radio"/> <input type="radio"/> <input type="radio"/> 6 <input type="radio"/> <input type="radio"/> <input type="radio"/> <input type="radio"/> <input type="radio"/> 7 <input type="radio"/> <input type="radio"/> <input type="radio"/> <input type="radio"/> <input type="radio"/> 8 <input type="radio"/> <input type="radio"/> <input type="radio"/> <input type="radio"/> <input type="radio"/> 9 <input type="radio"/> <input type="radio"/> <input type="radio"/> <input type="radio"/> <input type="radio"/> 10 <input type="radio"/> <input type="radio"/> <input type="radio"/> <input type="radio"/> <input type="radio"/> 11 <input type="radio"/> <input type="radio"/> <input type="radio"/> <input type="radio"/> <input type="radio"/> 12 <input type="radio"/> <input type="radio"/> <input type="radio"/> <input type="radio"/> <input type="radio"/> 13 <input type="radio"/> <input type="radio"/> <input type="radio"/> <input type="radio"/> <input type="radio"/> 14 <input type="radio"/> <input type="radio"/> <input type="radio"/> <input type="radio"/> <input type="radio"/> 15 <input type="radio"/> <input type="radio"/> <input type="radio"/> <input type="radio"/> <input type="radio"/> 16 <input type="radio"/> <input type="radio"/> <input type="radio"/> <input type="radio"/> <input type="radio"/> 17 <input type="radio"/> <input type="radio"/> <input type="radio"/> <input type="radio"/> <input type="radio"/> 18 <input type="radio"/> <input type="radio"/> <input type="radio"/> <input type="radio"/> <input type="radio"/> 19 <input type="radio"/> <input type="radio"/> <input type="radio"/> <input type="radio"/> <input type="radio"/> 20 <input type="radio"/> <input type="radio"/> <input type="radio"/> <input type="radio"/> <input type="radio"/> 21 <input type="radio"/> <input type="radio"/> <input type="radio"/> <input type="radio"/> <input type="radio"/> 22 <input type="radio"/> <input type="radio"/> <input type="radio"/> <input type="radio"/> <input type="radio"/> 23 <input type="radio"/> <input type="radio"/> <input type="radio"/> <input type="radio"/> <input type="radio"/> 24 <input type="radio"/> <input type="radio"/> <input type="radio"/> <input type="radio"/> <input type="radio"/> 25 <input type="radio"/> <input type="radio"/> <input type="radio"/> <input type="radio"/> <input type="radio"/> 26 <input type="radio"/> <input type="radio"/> <input type="radio"/> <input type="radio"/> <input type="radio"/> 27 <input type="radio"/> <input type="radio"/> <input type="radio"/> <input type="radio"/> <input type="radio"/> 28 <input type="radio"/> <input type="radio"/> <input type="radio"/> <input type="radio"/> <input type="radio"/>	Questions page 20 1 <input type="radio"/> <input type="radio"/> <input type="radio"/> <input type="radio"/> <input type="radio"/> <input type="radio"/> 2 <input type="radio"/> <input type="radio"/> <input type="radio"/> <input type="radio"/> <input type="radio"/> <input type="radio"/> 3 <input type="radio"/> <input type="radio"/> <input type="radio"/> <input type="radio"/> <input type="radio"/> <input type="radio"/> 4 <input type="radio"/> <input type="radio"/> <input type="radio"/> <input type="radio"/> <input type="radio"/> <input type="radio"/> 5 <input type="radio"/> <input type="radio"/> <input type="radio"/> <input type="radio"/> <input type="radio"/> <input type="radio"/> 6 <input type="radio"/> <input type="radio"/> <input type="radio"/> <input type="radio"/> <input type="radio"/> <input type="radio"/> 7 <input type="radio"/> <input type="radio"/> <input type="radio"/> <input type="radio"/> <input type="radio"/> <input type="radio"/> 8 <input type="radio"/> <input type="radio"/> <input type="radio"/> <input type="radio"/> <input type="radio"/> <input type="radio"/> 9 <input type="radio"/> <input type="radio"/> <input type="radio"/> <input type="radio"/> <input type="radio"/> <input type="radio"/> 10 <input type="radio"/> <input type="radio"/> <input type="radio"/> <input type="radio"/> <input type="radio"/> <input type="radio"/> 11 <input type="radio"/> <input type="radio"/> <input type="radio"/> <input type="radio"/> <input type="radio"/> <input type="radio"/> 12 <input type="radio"/> <input type="radio"/> <input type="radio"/> <input type="radio"/> <input type="radio"/> <input type="radio"/> 13 <input type="radio"/> <input type="radio"/> <input type="radio"/> <input type="radio"/> <input type="radio"/> <input type="radio"/> 14 <input type="radio"/> <input type="radio"/> <input type="radio"/> <input type="radio"/> <input type="radio"/> <input type="radio"/> 15 <input type="radio"/> <input type="radio"/> <input type="radio"/> <input type="radio"/> <input type="radio"/> <input type="radio"/> 16 <input type="radio"/> <input type="radio"/> <input type="radio"/> <input type="radio"/> <input type="radio"/> <input type="radio"/> 17 <input type="radio"/> <input type="radio"/> <input type="radio"/> <input type="radio"/> <input type="radio"/> <input type="radio"/> 18 <input type="radio"/> <input type="radio"/> <input type="radio"/> <input type="radio"/> <input type="radio"/> <input type="radio"/> 19 <input type="radio"/> <input type="radio"/> <input type="radio"/> <input type="radio"/> <input type="radio"/> <input type="radio"/> 20 <input type="radio"/> <input type="radio"/> <input type="radio"/> <input type="radio"/> <input type="radio"/> <input type="radio"/> 21 <input type="radio"/> <input type="radio"/> <input type="radio"/> <input type="radio"/> <input type="radio"/> <input type="radio"/>
Copyright © 2022 CEM. All Rights Reserved.		


An answer sheet will look like this.

You should tell an adult if there are any mistakes on your sheet, or the information is missing.

If you have to write the information on the sheet, do this neatly and carefully. Ask an adult if you need help.

If you have to write your date of birth on the sheet, take care to write your actual date of birth and **NOT** the date you are taking the test.

You will be asked to write your name here, in the small box.

	Exam No:	DfE Number:
	Name:	Gender:
	Date of Birth:	Date of Test:
	Current School:	
	Venue:	
Session:		
Please write your name here:		Instructions 1. Check that you are marking the answer for the correct question number. 2. Mark ONE answer only for each question on this answer sheet. 3. Use an HB pencil and rub out any errors thoroughly.
Do not write outside the box.		

Information about using the question booklets

Each page of the question booklet will have information to help you shown on it.

- The page number is in the top corner of each page.
- The title of each section is shown on the top line of each page.

Page
5

Pictures

Instructions at the bottom of the pages include the following symbols and words to explain what you need to do:



**Time
allowed for
the section**



**Go to the next
page**



**Do not turn
the page until
you are told to
do so**



**Stop working
and await
instructions**

You will also be given instructions about what to do before the test starts by a voice recording, which may be played through a CD player or a computer. Sometimes an adult in the room may read the instructions to you.

What kinds of question are in the question booklets?

In the test, it will take about an hour to answer the questions in each booklet.

There are a number of sections in each booklet. You may be asked questions about reading, sentences, words and their meanings, mathematics and you will also be asked to solve some shape puzzles.

Each section starts with some examples, showing how to answer the different types of questions.

**Example questions
are numbered using
Roman numerals
from i up to vi.**

Roman numeral	number
i	1
ii	2
iii	3
iv	4
v	5
vi	6

Please note, these numbers will be read out on the voice recording as 'one', 'two', 'three' etc.

Within each section, you can look back to the example page as often as you wish.

The time available to answer the questions is shown at the start of each section, at the bottom of the example page.



You have 20 minutes for this section.

How to answer the questions

The heading of the section you are working on in the question booklet will be the same on the answer sheet.

Pictures

Instructions
 Look at the set of pictures on the left. A picture is missing and is shown by a question mark.
 Pick one of the pictures from A - F on the right that **BEST** completes the set.
 Mark your answer on the answer sheet by choosing from the options A - F.

Example i.

A	B	C
D	E	F

The answer to example i is A.
 The answer A has been marked for you on your answer sheet.

Example ii.

A	B	C

The heading in the question booklet is shown here.

The heading on the answer sheet is shown here.

Pictures

Examples

i A B C D E F

ii A B C D E F

Questions

page 12

1 A B C D E F

2 A B C D E F

3 A B C D E F

page 13

4 A B C D E F

5 A B C D E F

6 A B C D E F

page 14

7 A B C D E F

You must make sure that you mark your answers in the **CORRECT SECTION** of the answer sheet.

Pictures

Examples

page 11

i A B C D E F

ii A B C D E F

Questions

page 12

1 A B C D E F

2 A B C D E F

3 A B C D E F

page 13

4 A B C D E F

5 A B C D E F

6 A B C D E F

page 14

The rows on the answer sheet are arranged to match the pages of the question booklet.

The green text tells you on which page the questions appear in the question booklet.

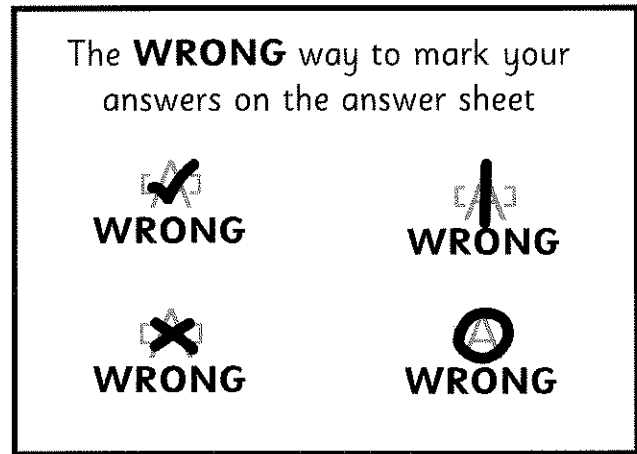
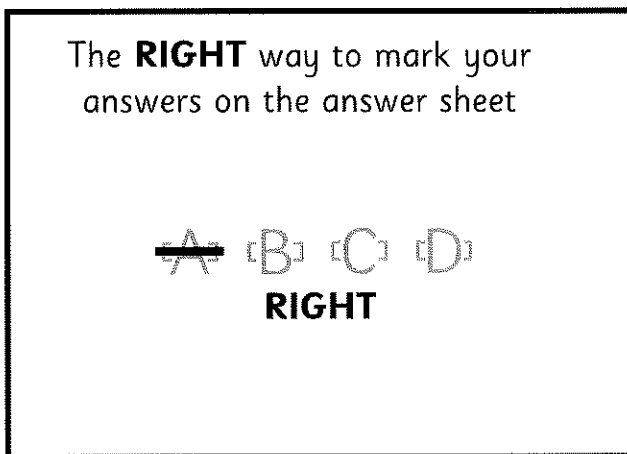
Use this information to check that you are marking your answer in the correct place.

Take care!

If you miss out an answer, remember to leave a gap and mark your next answer on the correct line.

Remember:

- In the real test, you will be given a separate answer sheet for each question booklet.
- You **DO NOT** mark your answers in the question booklet. Following the real test, a computer is used to mark your answer sheets, your question booklets will not be marked, so it is not a good use of your time to be writing answers into the question booklets.
- Mark your answers carefully with one straight line, using a pencil



- Mark only one answer on each line.
- If you don't know an answer, move on, but take care to mark your next answer on the correct line.
- If you make a mistake, or change your mind, rub out your answer carefully and clearly mark the new answer.

What will a Pictures section be like?

The Pictures section will include some shape puzzles to test your problem solving skills.

This guide includes a section of Pictures questions for you to answer.

There are 21 questions and you have 9 minutes to answer.


Find the 'Pictures' section (it starts on page 11 of this booklet) and also find the answer sheet on page 19.

You may want to remove the answer sheet from this booklet to make it easier to use.

Each question features a shape puzzle. You are asked to find the missing piece of the puzzle from a selection of six pieces.

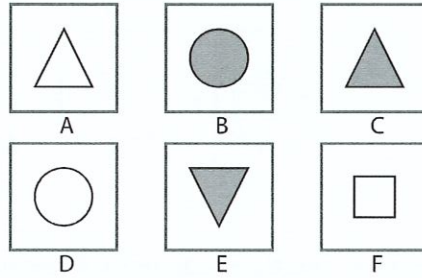

Pictures questions: Example i

In Example i, you must find the shape which best completes the set by fitting into this space:



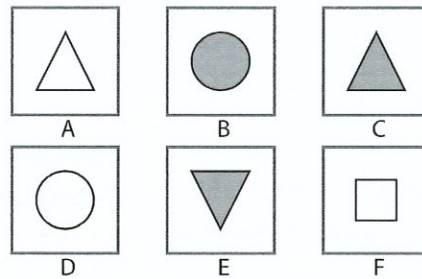

- Look at the shapes in the grid and try to identify a pattern or a change that is taking place.

Example i.




- Study carefully the rows, the columns and the diagonals. Changes may include rotation, reflection, growing, shrinking, and layering. It may also be possible to sort them into groups according to, for example, shading or the number of shapes shown.
- Next, carefully examine the selection of shapes to the right of the grid; they are marked A to F.

Example i.



- One of these shapes will fit into the gap marked like this:



- Because the first row of the grid contains 3 squares, and the second has 3 circles, so the third should have 3 triangles. Notice that the shapes are sorted so that only those in the second column are shaded. Because the shapes in the third column are not shaded, the missing shape should also not be shaded. From this we can work out that the missing shape should be a triangle which is not shaded.

- The correct answer is:



- Because the letter 'A' appears below the , a line has been marked across the letter 'A' on the answer sheet in the 'Pictures' section

Pictures
Examples

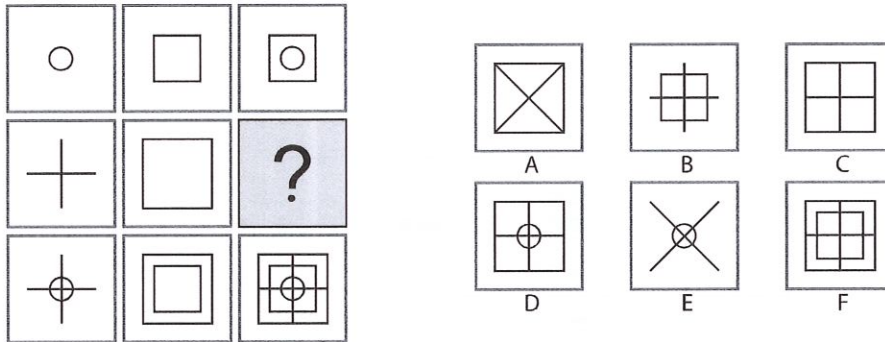
page 11

i ~~A~~ B C D E F
ii A B C D E F

Pictures questions: Example ii

- In Example ii, you must find another shape to complete the grid.

Example ii.



- Notice that the shape which appears in the third column can be made by combining the shapes in the first and second columns.



- The correct answer is 'C'

- As the letter 'C' appears below the
C, you should use an HB pencil to clearly mark a straight line across the letter 'C' on your answer sheet, on row ii of the 'Pictures' section.

Pictures		Examples					
i	A	B	C	D	E	F	page 11
ii	A	B	C	D	E	F	

- Try this in the example here ii ~~A~~ ~~B~~ ~~C~~ ~~D~~ ~~E~~ ~~F~~ and also on your practise answer sheet.

How long will you have to answer the Pictures questions?

In this exercise Pictures section, there are 21 questions and you are allowed 9 minutes to answer them.

In the real test you will be told how long you have to answer the questions in a section by a message in the question booklet like this:



You have **9** minutes for this section.


The recorded voice instructions will also provide you with a reminder.

Helpful things to remember

- You must work quickly and carefully if you are to answer all of the questions, always remembering to mark the correct answer in the right place on your answer sheet.
- Try to answer as many questions as you can. If you cannot answer a question, do not worry, just move on to the next question within the section.
- The answers are grouped to match the pages on which the questions appear. There is a gap between the answers where one page of questions ends and the next starts.
- If you find a mistake, carefully rub out the incorrect answer and replace it with your new choice.
- If you miss out a question, be careful to leave a gap on your answer sheet and mark the answer to the next question in the correct place.

Now try answering some Pictures questions.

On the following pages there are some example Pictures questions for you to answer.

- Remember to use the correct part of your answer sheet.
- When you have decided on the correct answer, look to see which letter appears below your chosen shape.
- Then, use an HB pencil to mark a straight line across this letter on the appropriate row 1 of the 'Pictures 1' section on your answer sheet.
- For example, mark the answer to question 1 here: 
- You **DO NOT** mark the answer in the question booklet. In the real test, a computer marks your answer sheet, your question booklet will not be marked.
- Once you have answered question 1, move quickly to question 2.
- You will not be asked to move on to the next question, just keep working through the questions as quickly as you can.
- When you have finished, you can check your answers using the table at the back of this guide.
- Sometimes, the real test may have sections with two questions as part of the same set of pictures, as shown below. Please take care when marking your answers on your answer sheet. Make sure you mark your answer on the line that matches the question number and mark only one answer per line.

Pictures						
Examples page 11						
i	A	B	C	D	E	F
ii	A	B	C	D	E	F
Questions page 12						
1	A	B	C	D	E	F
2	A	B	C	D	E	F
3	A	B	C	D	E	F

		1 ?
	2 ?	

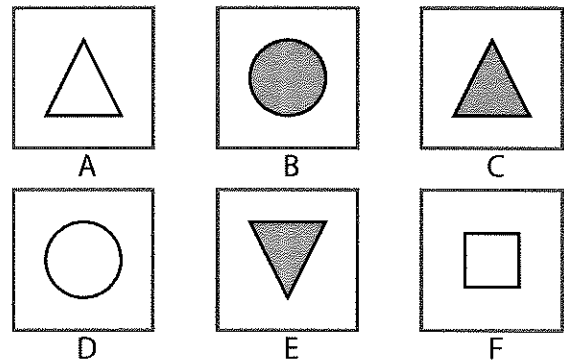

A	B	C
D	E	F

Pictures						
Examples page 11						
i	A	B	C	D	E	F
ii	A	B	C	D	E	F
Questions page 12						
1	A	B	C	D	E	F
2	A	B	C	D	E	F

Instructions

Look at the set of pictures on the left. A picture is missing and is shown by a question mark.
Pick one of the pictures from A - F on the right that **BEST** completes the set.
Mark your answer on the answer sheet by choosing from the options A - F.

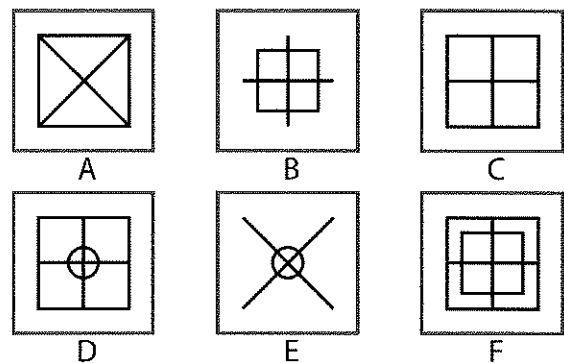

Example i.



The answer to example i is A.


The answer A has been marked for you on your answer sheet.

Example ii.



The answer to example ii is C.

Mark the box with the letter C on your answer sheet.



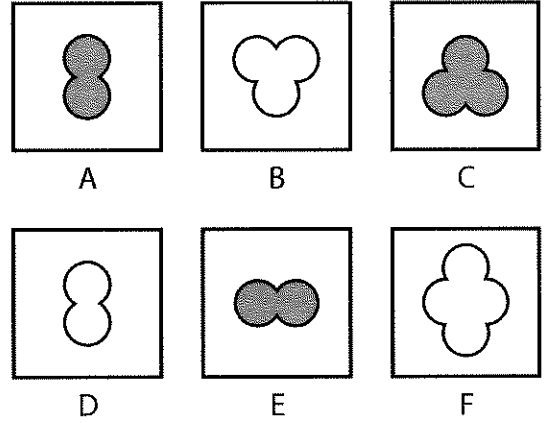

You have **9** minutes for this section.

DO NOT turn this page until you are told to do so.





Pictures

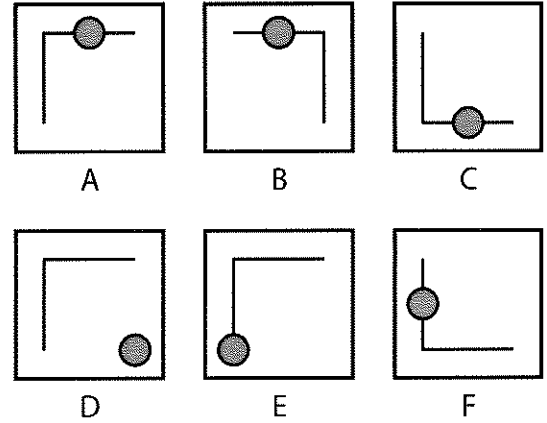
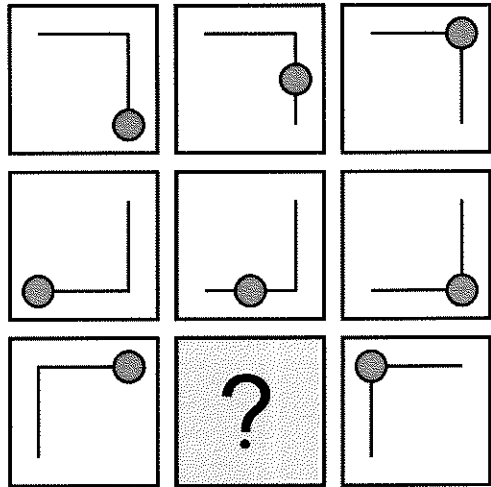
1



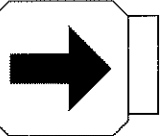
2



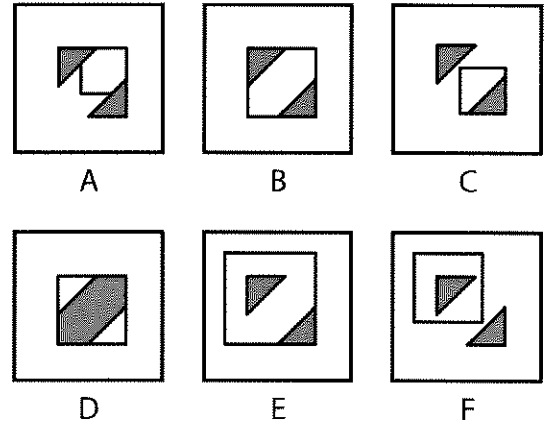

3



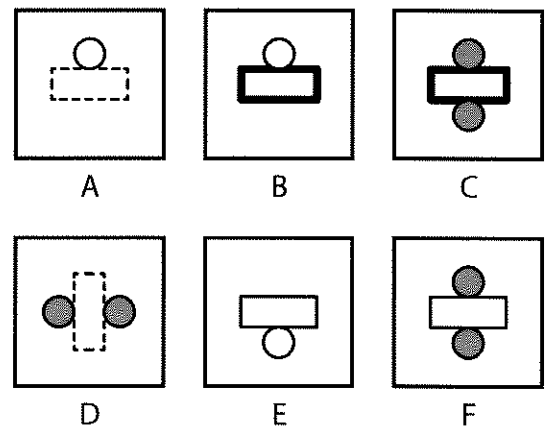

Go to the next page.



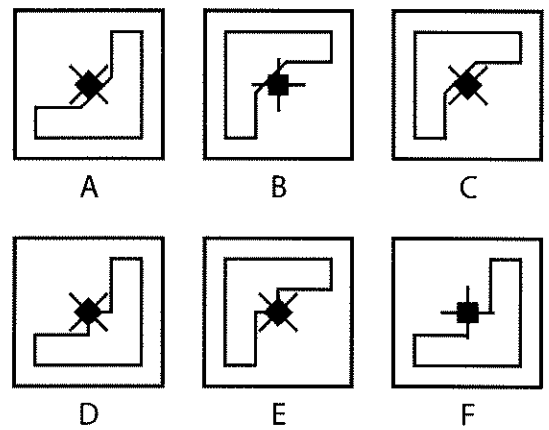

4



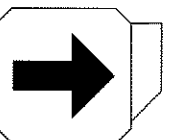
5



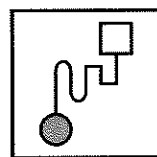

6



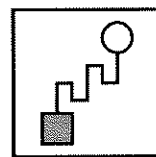
Go to the next page.



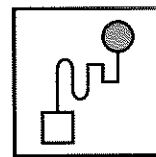
7



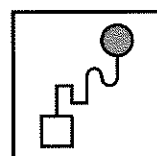
A



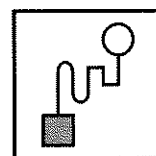
B



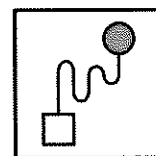
C



D

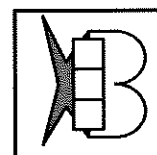



E

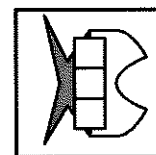


F

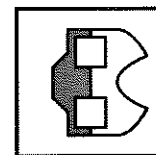
8



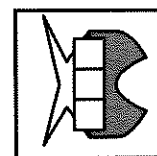
A



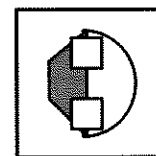
B




C



D

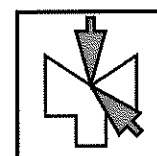
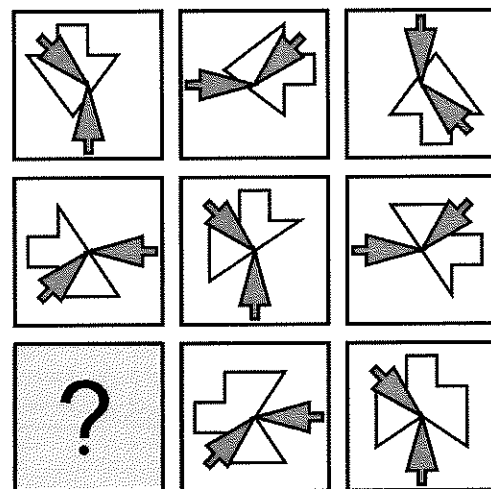


E

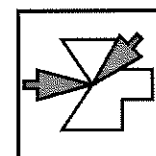


F

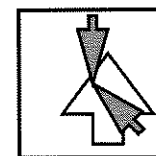
9



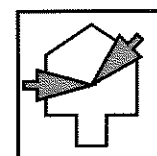
A



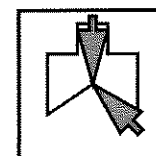
B



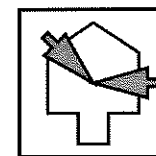
C



D

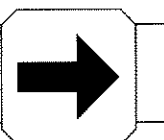


E

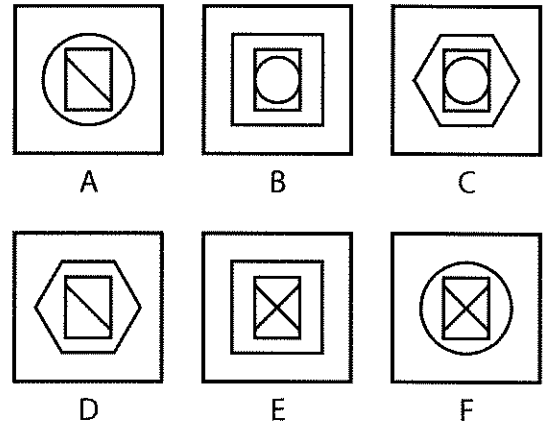



F

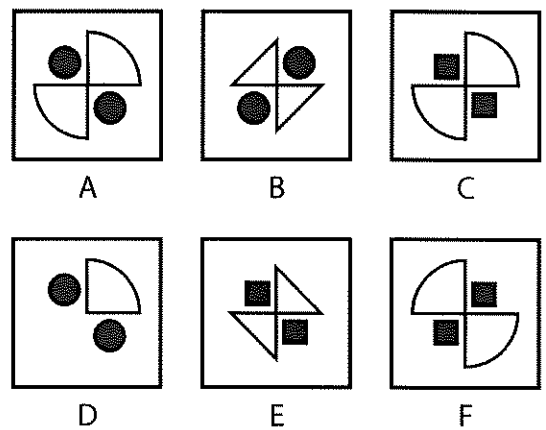

Go to the next page.



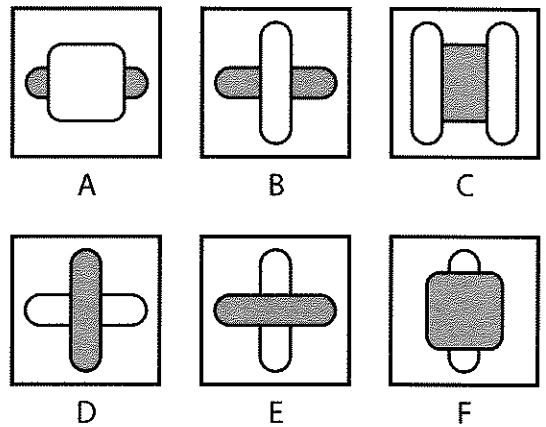

10



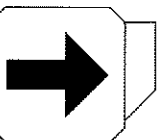
11



12

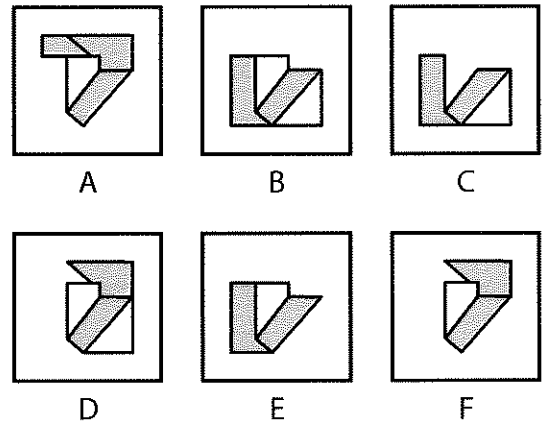



Go to the next page.

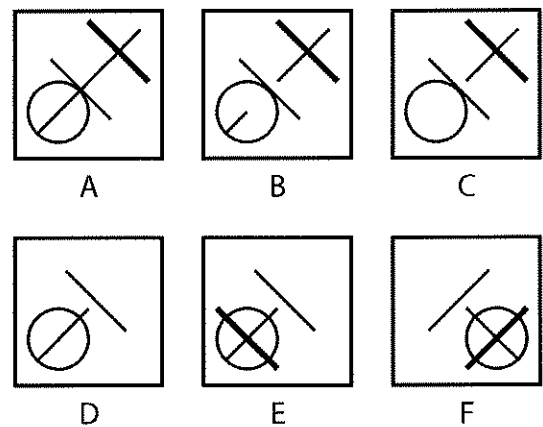
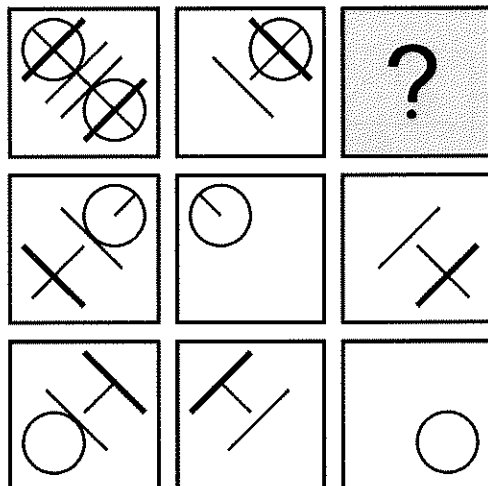


Pictures

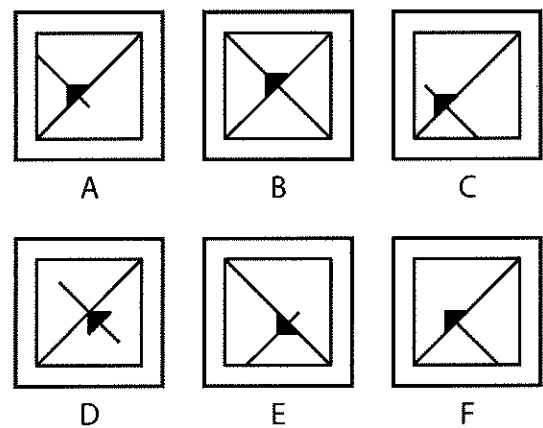

13



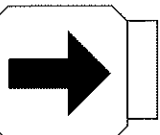
14



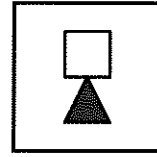

15



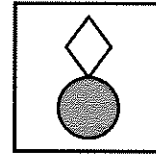
Go to the next page.



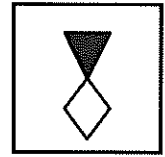
16



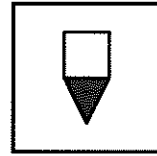
A




B




C



D

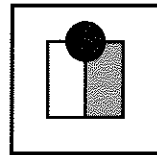



E

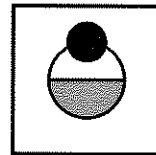


F

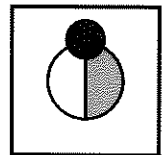
17



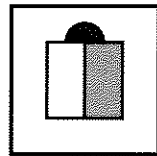
A



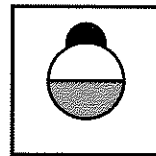
B




C



D

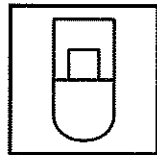



E

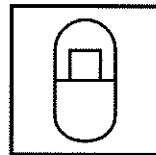


F

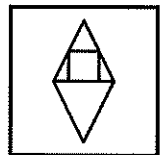
18



A




B



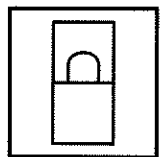
C



D

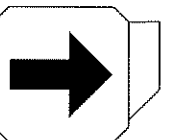


E



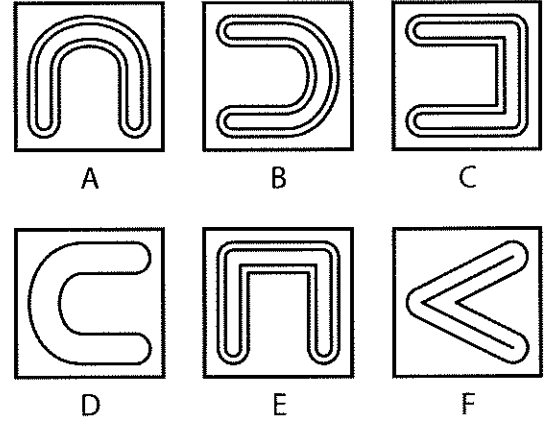

F

Go to the next page.

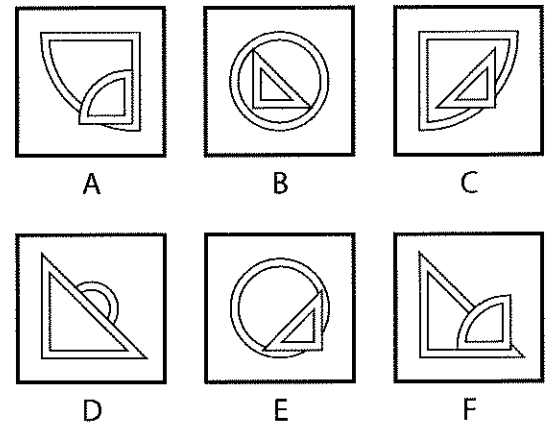



Pictures

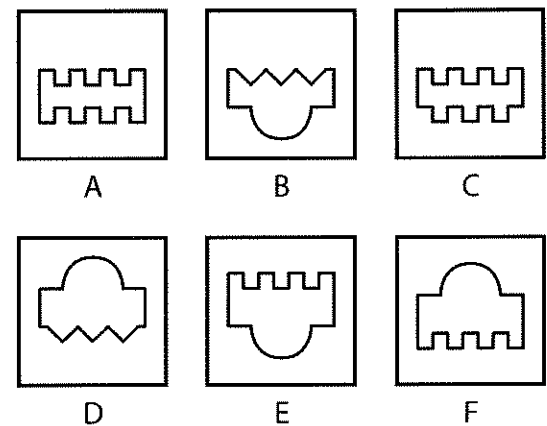

19



20



21



STOP WORKING. You may check your work from this section only.



Answer sheets

The following pages contain the answer sheets, which you can remove from the booklet.

Remember


The **RIGHT** way to mark your answers on the answer sheet



The **WRONG** way to mark your answers on the answer sheet



Answers to Pictures section							
Question	Answer		Question	Answer		Question	Answer
1	C		8	B		15	A
2	E		9	A		16	F
3	A		10	E		17	D
4	D		11	C		18	A
5	F		12	D		19	B
6	E		13	B		20	F
7	C		14	E		21	C

	Exam No:	DfE Number:
	Name:	Gender:
	Date of Birth:	Date of Test:
	Current School:	
	Venue:	
Session:		

Please write your name here:	Instructions 1. Check that you are marking the answer for the correct question number. 2. Mark ONE answer only for each question on this answer sheet. 3. Use an HB pencil and rub out any errors thoroughly.
Do not write outside the box.	

Remember, you **must** mark the answers the **RIGHT** way like this: ~~A~~ For example, ~~A~~ B C D

<p>Word Choice Examples page 11</p> <p>i <input type="radio"/> A <input checked="" type="radio"/> B <input type="radio"/> C <input type="radio"/> D <input type="radio"/> E</p> <p>ii <input type="radio"/> A <input type="radio"/> B <input type="radio"/> C <input type="radio"/> D <input type="radio"/> E</p> <p>Questions page 12</p> <p>1 <input type="radio"/> A <input type="radio"/> B <input type="radio"/> C <input type="radio"/> D <input type="radio"/> E</p> <p>2 <input type="radio"/> A <input type="radio"/> B <input type="radio"/> C <input type="radio"/> D <input type="radio"/> E</p> <p>3 <input type="radio"/> A <input type="radio"/> B <input type="radio"/> C <input type="radio"/> D <input type="radio"/> E</p> <p>4 <input type="radio"/> A <input type="radio"/> B <input type="radio"/> C <input type="radio"/> D <input type="radio"/> E</p> <p>5 <input type="radio"/> A <input type="radio"/> B <input type="radio"/> C <input type="radio"/> D <input type="radio"/> E</p> <p>6 <input type="radio"/> A <input type="radio"/> B <input type="radio"/> C <input type="radio"/> D <input type="radio"/> E</p> <p>7 <input type="radio"/> A <input type="radio"/> B <input type="radio"/> C <input type="radio"/> D <input type="radio"/> E</p> <p style="text-align: right;">page 13</p> <p>8 <input type="radio"/> A <input type="radio"/> B <input type="radio"/> C <input type="radio"/> D <input type="radio"/> E</p> <p>9 <input type="radio"/> A <input type="radio"/> B <input type="radio"/> C <input type="radio"/> D <input type="radio"/> E</p> <p>10 <input type="radio"/> A <input type="radio"/> B <input type="radio"/> C <input type="radio"/> D <input type="radio"/> E</p> <p>11 <input type="radio"/> A <input type="radio"/> B <input type="radio"/> C <input type="radio"/> D <input type="radio"/> E</p> <p>12 <input type="radio"/> A <input type="radio"/> B <input type="radio"/> C <input type="radio"/> D <input type="radio"/> E</p> <p>13 <input type="radio"/> A <input type="radio"/> B <input type="radio"/> C <input type="radio"/> D <input type="radio"/> E</p> <p>14 <input type="radio"/> A <input type="radio"/> B <input type="radio"/> C <input type="radio"/> D <input type="radio"/> E</p> <p style="text-align: right;">page 14</p> <p>15 <input type="radio"/> A <input type="radio"/> B <input type="radio"/> C <input type="radio"/> D <input type="radio"/> E</p> <p>16 <input type="radio"/> A <input type="radio"/> B <input type="radio"/> C <input type="radio"/> D <input type="radio"/> E</p> <p>17 <input type="radio"/> A <input type="radio"/> B <input type="radio"/> C <input type="radio"/> D <input type="radio"/> E</p> <p>18 <input type="radio"/> A <input type="radio"/> B <input type="radio"/> C <input type="radio"/> D <input type="radio"/> E</p> <p>19 <input type="radio"/> A <input type="radio"/> B <input type="radio"/> C <input type="radio"/> D <input type="radio"/> E</p> <p>20 <input type="radio"/> A <input type="radio"/> B <input type="radio"/> C <input type="radio"/> D <input type="radio"/> E</p> <p>21 <input type="radio"/> A <input type="radio"/> B <input type="radio"/> C <input type="radio"/> D <input type="radio"/> E</p> <p style="text-align: right;">page 15</p> <p>22 <input type="radio"/> A <input type="radio"/> B <input type="radio"/> C <input type="radio"/> D <input type="radio"/> E</p> <p>23 <input type="radio"/> A <input type="radio"/> B <input type="radio"/> C <input type="radio"/> D <input type="radio"/> E</p> <p>24 <input type="radio"/> A <input type="radio"/> B <input type="radio"/> C <input type="radio"/> D <input type="radio"/> E</p> <p>25 <input type="radio"/> A <input type="radio"/> B <input type="radio"/> C <input type="radio"/> D <input type="radio"/> E</p>	<p>Comprehension Examples page 8</p> <p>i <input checked="" type="radio"/> A <input type="radio"/> B <input type="radio"/> C <input type="radio"/> D</p> <p>ii <input type="radio"/> A <input type="radio"/> B <input type="radio"/> C <input type="radio"/> D</p> <p style="text-align: right;">10</p> <p>3 <input type="radio"/> A <input type="radio"/> B <input type="radio"/> C <input type="radio"/> D</p> <p>4 <input type="radio"/> A <input type="radio"/> B <input type="radio"/> C <input type="radio"/> D</p> <p>5 <input type="radio"/> A <input type="radio"/> B <input type="radio"/> C <input type="radio"/> D</p> <p style="text-align: right;">page 12</p> <p>6 <input type="radio"/> A <input type="radio"/> B <input type="radio"/> C <input type="radio"/> D</p> <p>7 <input type="radio"/> A <input type="radio"/> B <input type="radio"/> C <input type="radio"/> D</p> <p>8 <input type="radio"/> A <input type="radio"/> B <input type="radio"/> C <input type="radio"/> D</p> <p>9 <input type="radio"/> A <input type="radio"/> B <input type="radio"/> C <input type="radio"/> D</p> <p style="text-align: right;">page 13</p> <p>10 <input type="radio"/> A <input type="radio"/> B <input type="radio"/> C <input type="radio"/> D</p> <p>11 <input type="radio"/> A <input type="radio"/> B <input type="radio"/> C <input type="radio"/> D</p> <p>12 <input type="radio"/> A <input type="radio"/> B <input type="radio"/> C <input type="radio"/> D</p> <p>13 <input type="radio"/> A <input type="radio"/> B <input type="radio"/> C <input type="radio"/> D</p> <p style="text-align: right;">page 14</p> <p>14 <input type="radio"/> A <input type="radio"/> B <input type="radio"/> C <input type="radio"/> D</p> <p>15 <input type="radio"/> A <input type="radio"/> B <input type="radio"/> C <input type="radio"/> D</p> <p>16 <input type="radio"/> A <input type="radio"/> B <input type="radio"/> C <input type="radio"/> D</p> <p>17 <input type="radio"/> A <input type="radio"/> B <input type="radio"/> C <input type="radio"/> D</p> <p style="text-align: right;">page 15</p> <p>18 <input type="radio"/> A <input type="radio"/> B <input type="radio"/> C <input type="radio"/> D</p> <p>19 <input type="radio"/> A <input type="radio"/> B <input type="radio"/> C <input type="radio"/> D</p> <p>20 <input type="radio"/> A <input type="radio"/> B <input type="radio"/> C <input type="radio"/> D</p> <p>21 <input type="radio"/> A <input type="radio"/> B <input type="radio"/> C <input type="radio"/> D</p> <p style="text-align: right;">page 16</p> <p>22 <input type="radio"/> A <input type="radio"/> B <input type="radio"/> C <input type="radio"/> D</p> <p>23 <input type="radio"/> A <input type="radio"/> B <input type="radio"/> C <input type="radio"/> D</p> <p>24 <input type="radio"/> A <input type="radio"/> B <input type="radio"/> C <input type="radio"/> D</p> <p>25 <input type="radio"/> A <input type="radio"/> B <input type="radio"/> C <input type="radio"/> D</p>	<p>Pictures Examples page 11</p> <p>i <input checked="" type="radio"/> A <input type="radio"/> B <input type="radio"/> C <input type="radio"/> D <input type="radio"/> E <input type="radio"/> F</p> <p>ii <input type="radio"/> A <input type="radio"/> B <input type="radio"/> C <input type="radio"/> D <input type="radio"/> E <input type="radio"/> F</p> <p>Questions page 12</p> <p>1 <input type="radio"/> A <input type="radio"/> B <input type="radio"/> C <input type="radio"/> D <input type="radio"/> E <input type="radio"/> F</p> <p>2 <input type="radio"/> A <input type="radio"/> B <input type="radio"/> C <input type="radio"/> D <input type="radio"/> E <input type="radio"/> F</p> <p>3 <input type="radio"/> A <input type="radio"/> B <input type="radio"/> C <input type="radio"/> D <input type="radio"/> E <input type="radio"/> F</p> <p style="text-align: right;">page 13</p> <p>4 <input type="radio"/> A <input type="radio"/> B <input type="radio"/> C <input type="radio"/> D <input type="radio"/> E <input type="radio"/> F</p> <p>5 <input type="radio"/> A <input type="radio"/> B <input type="radio"/> C <input type="radio"/> D <input type="radio"/> E <input type="radio"/> F</p> <p>6 <input type="radio"/> A <input type="radio"/> B <input type="radio"/> C <input type="radio"/> D <input type="radio"/> E <input type="radio"/> F</p> <p style="text-align: right;">page 14</p> <p>7 <input type="radio"/> A <input type="radio"/> B <input type="radio"/> C <input type="radio"/> D <input type="radio"/> E <input type="radio"/> F</p> <p>8 <input type="radio"/> A <input type="radio"/> B <input type="radio"/> C <input type="radio"/> D <input type="radio"/> E <input type="radio"/> F</p> <p>9 <input type="radio"/> A <input type="radio"/> B <input type="radio"/> C <input type="radio"/> D <input type="radio"/> E <input type="radio"/> F</p> <p style="text-align: right;">page 15</p> <p>10 <input type="radio"/> A <input type="radio"/> B <input type="radio"/> C <input type="radio"/> D <input type="radio"/> E <input type="radio"/> F</p> <p>11 <input type="radio"/> A <input type="radio"/> B <input type="radio"/> C <input type="radio"/> D <input type="radio"/> E <input type="radio"/> F</p> <p>12 <input type="radio"/> A <input type="radio"/> B <input type="radio"/> C <input type="radio"/> D <input type="radio"/> E <input type="radio"/> F</p> <p style="text-align: right;">page 16</p> <p>13 <input type="radio"/> A <input type="radio"/> B <input type="radio"/> C <input type="radio"/> D <input type="radio"/> E <input type="radio"/> F</p> <p>14 <input type="radio"/> A <input type="radio"/> B <input type="radio"/> C <input type="radio"/> D <input type="radio"/> E <input type="radio"/> F</p> <p>15 <input type="radio"/> A <input type="radio"/> B <input type="radio"/> C <input type="radio"/> D <input type="radio"/> E <input type="radio"/> F</p> <p style="text-align: right;">page 17</p> <p>16 <input type="radio"/> A <input type="radio"/> B <input type="radio"/> C <input type="radio"/> D <input type="radio"/> E <input type="radio"/> F</p> <p>17 <input type="radio"/> A <input type="radio"/> B <input type="radio"/> C <input type="radio"/> D <input type="radio"/> E <input type="radio"/> F</p> <p>18 <input type="radio"/> A <input type="radio"/> B <input type="radio"/> C <input type="radio"/> D <input type="radio"/> E <input type="radio"/> F</p> <p style="text-align: right;">page 18</p> <p>19 <input type="radio"/> A <input type="radio"/> B <input type="radio"/> C <input type="radio"/> D <input type="radio"/> E <input type="radio"/> F</p> <p>20 <input type="radio"/> A <input type="radio"/> B <input type="radio"/> C <input type="radio"/> D <input type="radio"/> E <input type="radio"/> F</p> <p>21 <input type="radio"/> A <input type="radio"/> B <input type="radio"/> C <input type="radio"/> D <input type="radio"/> E <input type="radio"/> F</p>
---	--	--

Carefully mark your answers here. Make sure you have the right question.

Remember, you **must** mark the answers the **RIGHT** way like this: ~~A~~ For example, ~~A~~ B C D

Maths 1 - Examples

page 27

i 0 3

0	<input type="radio"/>
<input type="radio"/>	<input type="radio"/>
<input type="radio"/>	<input type="radio"/>
<input type="radio"/>	<input type="radio"/>
<input type="radio"/>	3
<input type="radio"/>	<input type="radio"/>
<input type="radio"/>	<input type="radio"/>
<input type="radio"/>	<input type="radio"/>
<input type="radio"/>	<input type="radio"/>
<input type="radio"/>	<input type="radio"/>
<input type="radio"/>	<input type="radio"/>

page 27

ii

<input type="radio"/>	<input type="radio"/>
<input type="radio"/>	<input type="radio"/>
<input type="radio"/>	<input type="radio"/>
<input type="radio"/>	<input type="radio"/>
<input type="radio"/>	<input type="radio"/>
<input type="radio"/>	<input type="radio"/>
<input type="radio"/>	<input type="radio"/>
<input type="radio"/>	<input type="radio"/>
<input type="radio"/>	<input type="radio"/>
<input type="radio"/>	<input type="radio"/>
<input type="radio"/>	<input type="radio"/>

page 28

iii A ~~B~~ C D E

iv A B C D E

Questions page 30

1

<input type="radio"/>	<input type="radio"/>
<input type="radio"/>	<input type="radio"/>
<input type="radio"/>	<input type="radio"/>
<input type="radio"/>	<input type="radio"/>
<input type="radio"/>	<input type="radio"/>
<input type="radio"/>	<input type="radio"/>
<input type="radio"/>	<input type="radio"/>
<input type="radio"/>	<input type="radio"/>
<input type="radio"/>	<input type="radio"/>
<input type="radio"/>	<input type="radio"/>

page 31

4

<input type="radio"/>	<input type="radio"/>
<input type="radio"/>	<input type="radio"/>
<input type="radio"/>	<input type="radio"/>
<input type="radio"/>	<input type="radio"/>
<input type="radio"/>	<input type="radio"/>
<input type="radio"/>	<input type="radio"/>
<input type="radio"/>	<input type="radio"/>
<input type="radio"/>	<input type="radio"/>
<input type="radio"/>	<input type="radio"/>
<input type="radio"/>	<input type="radio"/>

page 32

7

<input type="radio"/>	<input type="radio"/>
<input type="radio"/>	<input type="radio"/>
<input type="radio"/>	<input type="radio"/>
<input type="radio"/>	<input type="radio"/>
<input type="radio"/>	<input type="radio"/>
<input type="radio"/>	<input type="radio"/>
<input type="radio"/>	<input type="radio"/>
<input type="radio"/>	<input type="radio"/>
<input type="radio"/>	<input type="radio"/>
<input type="radio"/>	<input type="radio"/>

page 33

10

<input type="radio"/>	<input type="radio"/>
<input type="radio"/>	<input type="radio"/>
<input type="radio"/>	<input type="radio"/>
<input type="radio"/>	<input type="radio"/>
<input type="radio"/>	<input type="radio"/>
<input type="radio"/>	<input type="radio"/>
<input type="radio"/>	<input type="radio"/>
<input type="radio"/>	<input type="radio"/>
<input type="radio"/>	<input type="radio"/>
<input type="radio"/>	<input type="radio"/>

2

<input type="radio"/>	<input type="radio"/>
<input type="radio"/>	<input type="radio"/>
<input type="radio"/>	<input type="radio"/>
<input type="radio"/>	<input type="radio"/>
<input type="radio"/>	<input type="radio"/>
<input type="radio"/>	<input type="radio"/>
<input type="radio"/>	<input type="radio"/>
<input type="radio"/>	<input type="radio"/>
<input type="radio"/>	<input type="radio"/>
<input type="radio"/>	<input type="radio"/>

5

<input type="radio"/>	<input type="radio"/>
<input type="radio"/>	<input type="radio"/>
<input type="radio"/>	<input type="radio"/>
<input type="radio"/>	<input type="radio"/>
<input type="radio"/>	<input type="radio"/>
<input type="radio"/>	<input type="radio"/>
<input type="radio"/>	<input type="radio"/>
<input type="radio"/>	<input type="radio"/>
<input type="radio"/>	<input type="radio"/>
<input type="radio"/>	<input type="radio"/>

8

<input type="radio"/>	<input type="radio"/>
<input type="radio"/>	<input type="radio"/>
<input type="radio"/>	<input type="radio"/>
<input type="radio"/>	<input type="radio"/>
<input type="radio"/>	<input type="radio"/>
<input type="radio"/>	<input type="radio"/>
<input type="radio"/>	<input type="radio"/>
<input type="radio"/>	<input type="radio"/>
<input type="radio"/>	<input type="radio"/>
<input type="radio"/>	<input type="radio"/>

11

<input type="radio"/>	<input type="radio"/>
<input type="radio"/>	<input type="radio"/>
<input type="radio"/>	<input type="radio"/>
<input type="radio"/>	<input type="radio"/>
<input type="radio"/>	<input type="radio"/>
<input type="radio"/>	<input type="radio"/>
<input type="radio"/>	<input type="radio"/>
<input type="radio"/>	<input type="radio"/>
<input type="radio"/>	<input type="radio"/>
<input type="radio"/>	<input type="radio"/>

3

<input type="radio"/>	<input type="radio"/>
<input type="radio"/>	<input type="radio"/>
<input type="radio"/>	<input type="radio"/>
<input type="radio"/>	<input type="radio"/>
<input type="radio"/>	<input type="radio"/>
<input type="radio"/>	<input type="radio"/>
<input type="radio"/>	<input type="radio"/>
<input type="radio"/>	<input type="radio"/>
<input type="radio"/>	<input type="radio"/>
<input type="radio"/>	<input type="radio"/>

6

<input type="radio"/>	<input type="radio"/>
<input type="radio"/>	<input type="radio"/>
<input type="radio"/>	<input type="radio"/>
<input type="radio"/>	<input type="radio"/>
<input type="radio"/>	<input type="radio"/>
<input type="radio"/>	<input type="radio"/>
<input type="radio"/>	<input type="radio"/>
<input type="radio"/>	<input type="radio"/>
<input type="radio"/>	<input type="radio"/>
<input type="radio"/>	<input type="radio"/>

9

<input type="radio"/>	<input type="radio"/>
<input type="radio"/>	<input type="radio"/>
<input type="radio"/>	<input type="radio"/>
<input type="radio"/>	<input type="radio"/>
<input type="radio"/>	<input type="radio"/>
<input type="radio"/>	<input type="radio"/>
<input type="radio"/>	<input type="radio"/>
<input type="radio"/>	<input type="radio"/>
<input type="radio"/>	<input type="radio"/>
<input type="radio"/>	<input type="radio"/>

12

<input type="radio"/>	<input type="radio"/>
<input type="radio"/>	<input type="radio"/>
<input type="radio"/>	<input type="radio"/>
<input type="radio"/>	<input type="radio"/>
<input type="radio"/>	<input type="radio"/>
<input type="radio"/>	<input type="radio"/>
<input type="radio"/>	<input type="radio"/>
<input type="radio"/>	<input type="radio"/>
<input type="radio"/>	<input type="radio"/>
<input type="radio"/>	<input type="radio"/>

page 33

13 A B C D E

14 A B C D E

page 34

15 A B C D E

16 A B C D E

17 A B C D E

18 A B C D E

page 35

19 A B C D E

20 A B C D E

21 A B C D E

page 36

22 A B C D E

23 A B C D E

24 A B C D E

This page has been left blank.

WARNING: THIS PAPER AND ITS CONTENTS ARE COPYRIGHT PROTECTED. ANY UNAUTHORISED REPRODUCTION, MODIFICATION, DISTRIBUTION, DISPLAY, TRANSMISSION OR PUBLICATION OF THIS PAPER OR ANY CONTENT CONTAINED HEREIN IS ILLEGAL AND IS EXPRESSLY PROHIBITED. THE COPYRIGHT HOLDER RESERVES THE RIGHT TO TAKE FORMAL LEGAL ACTION AGAINST ANYONE FOUND TO HAVE ILLEGALLY PHOTOCOPIED, REPRODUCED OR PUBLISHED (INCLUDING VIA ANY THIRD PARTY WEBSITE BY ANY MEANS), OR TRANSMITTED THIS PAPER IN WHOLE OR IN PART, IN ANY FORM OR BY ANY MEANS. ALL RIGHTS ARE RESERVED. FAILURE TO COMPLY WITH THIS NOTICE SHALL ESTABLISH PERSONAL LIABILITY AGAINST THE OFFENDER AND THE COPYRIGHT HOLDER RESERVES THE RIGHT TO PURSUE CIVIL ACTION AGAINST ANY INDIVIDUAL FOUND TO BE IN BREACH OF THIS WARNING. SUCH ACTION MAY GIVE RISE TO SIGNIFICANT FINANCIAL PENALTY OR CRIMINAL PROSECUTION.